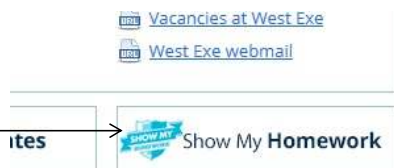


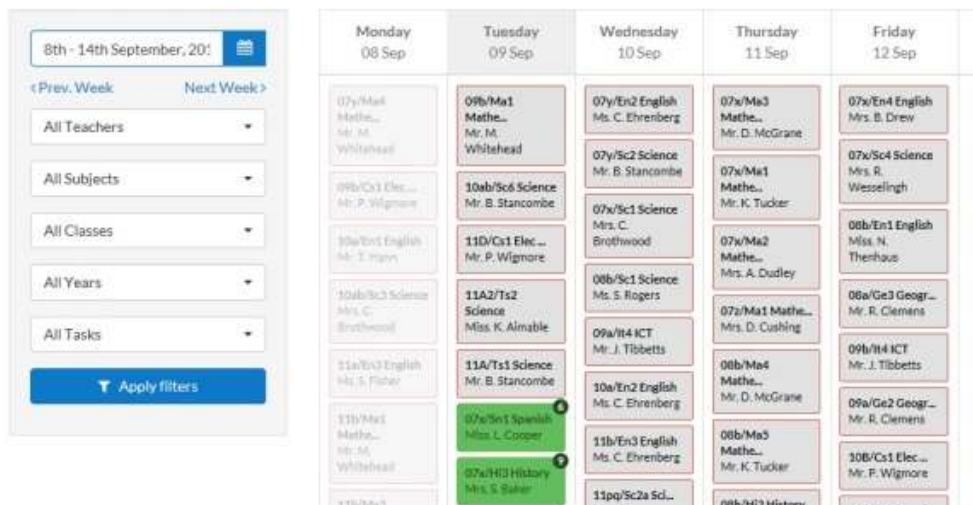
Accessing your homework using the school website

Open the school website homepage (www.westetc.devon.sch.uk) and scroll down to the bottom. Then click the 'Show My Home Work' icon.

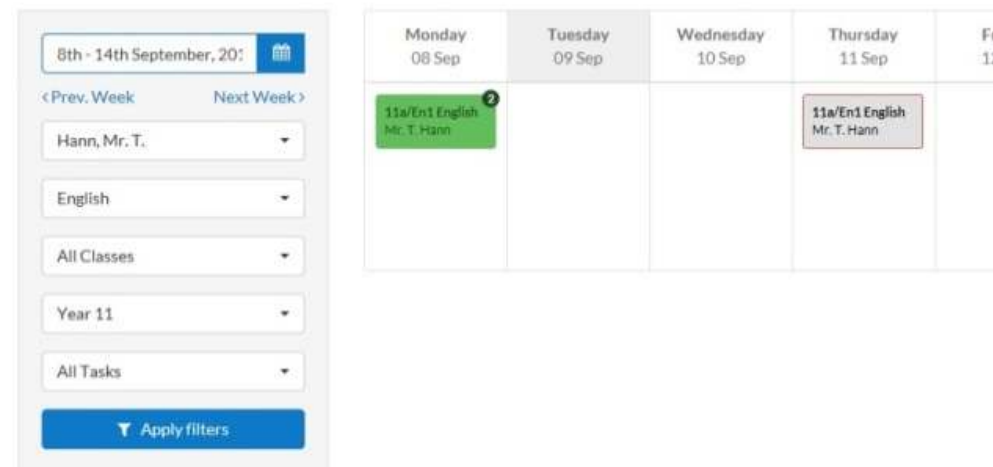


© Copyright West Exe School 2014
Design + Coding = HamblyFreeman.com

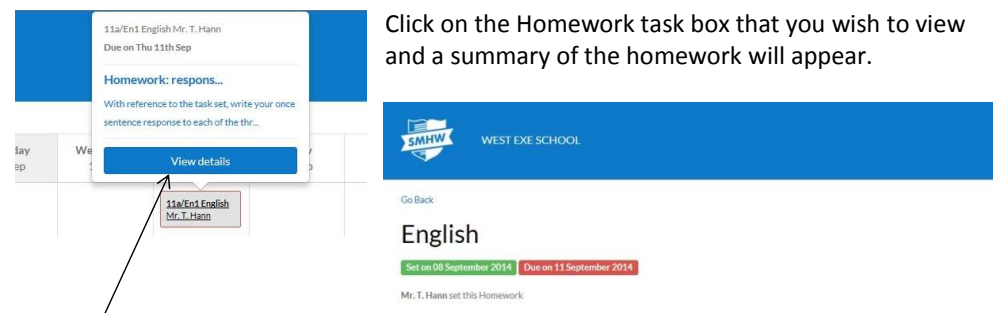
A 'Show my Home Work' Calendar will open. This will probably be very 'busy' as it will show all homeworks for all groups in every year for that current week.



Use the filter box on the left hand side to do just that- to filter out homeworks that are relevant to you. If you select the name of the teacher who set you the homework plus your year group, then all other homeworks will be removed, to leave what will be one of yours:



In the example shown above, the user has done just that by selecting Mr Hann and Year 11, and from that found their own homework.



Click on View details for additional information:

Click on the Homework task box that you wish to view and a summary of the homework will appear.

