

How to use a Knowledge Book for homework


- Knowledge Books contain critical knowledge you must know.
- This will help you recap, revisit and revise what you have learnt in lessons in order to remember this knowledge for the long-term.
- You must have your Knowledge Book for every lesson – it is part of your equipment.
- You will use your Knowledge Book for most of your homework, but you can also do additional self-study to help develop your long-term memory.

For homework:


- You will be asked to look at a specific section or sections of your Knowledge Organiser.
- You will need to follow your homework timetable so that you do the right homework for the right subjects each day.
- Your homework will be a simple process of **cover - write - check**.

1. Read a section of your Knowledge Organiser.

2. **Cover** it up.



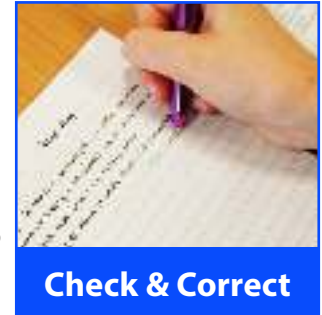
3. **Write** out what you've remembered.



4. **Check** the Knowledge Organiser to see if you're right.

5. **Correct** any mistakes in green pen.

6. Repeat this process two more times - even if you got 100% correct.



This process should take you between 15 and 20 minutes.

- You need to write your work into your Homework Book.
- Just like in lessons, you need to write the date and underline it.
- You also need to write the subject as a heading for each homework you need to complete.